

# SEA®

Sistemi Elettronici  
di Apertura Porte e Cancelli  
International registered trademark n. 804888



**Italiano**


**English**

**Français**

**Español**

**Deutsch**

## SUPER SUNNY

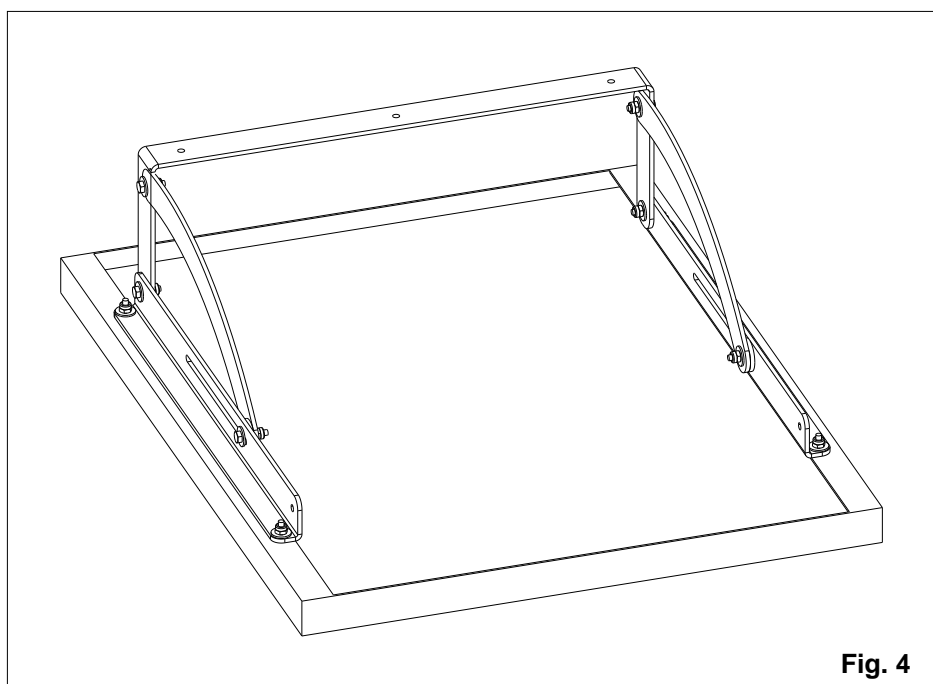
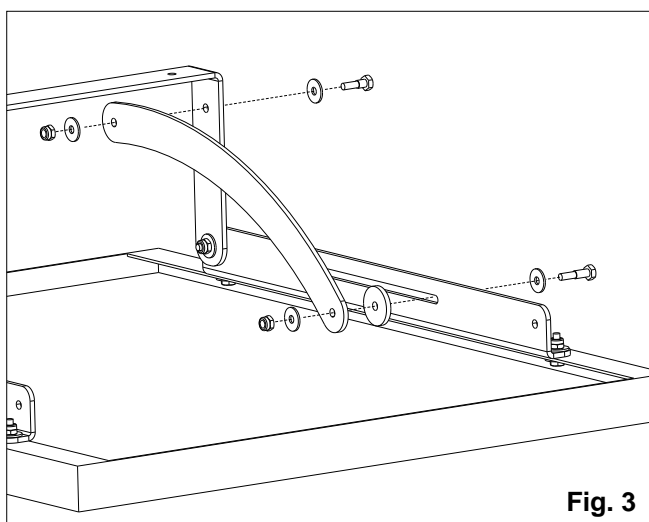
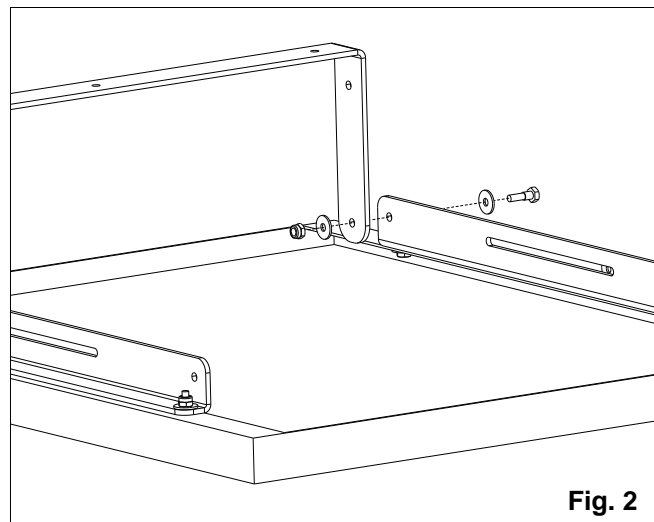
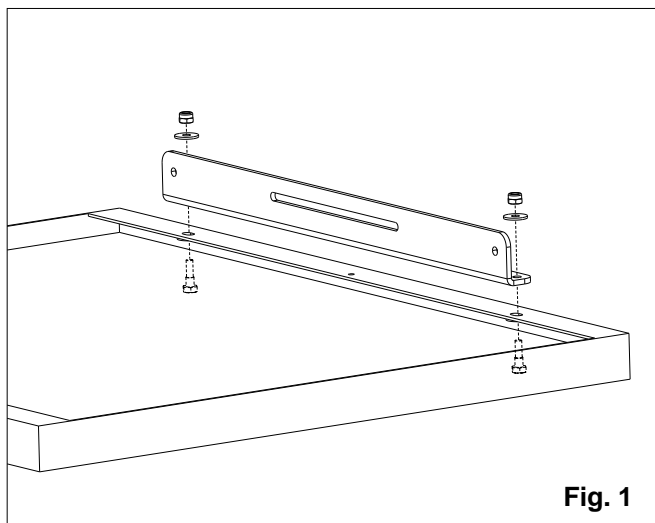


SEA S.r.l.

Zona industriale 64020 S.ATTO Teramo - (ITALY)  
Tel. +39 (0)861 588341 r.a. Fax +39 (0)861 588344

[www.seateam.com](http://www.seateam.com)

[seacom@seateam.com](mailto:seacom@seateam.com)







Fig. 5

$a > 10^\circ$

$a$  = angolo di rotazione / rotation angle / angle de rotation /  
ángulo de rotación / Rotationswinkel

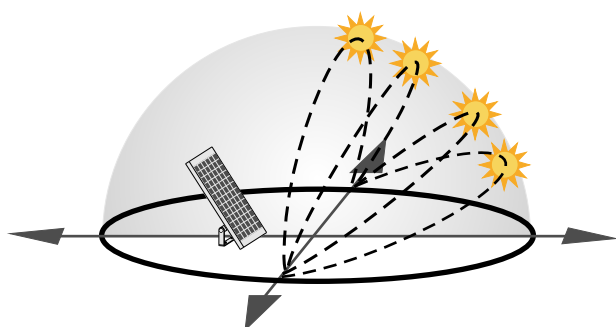
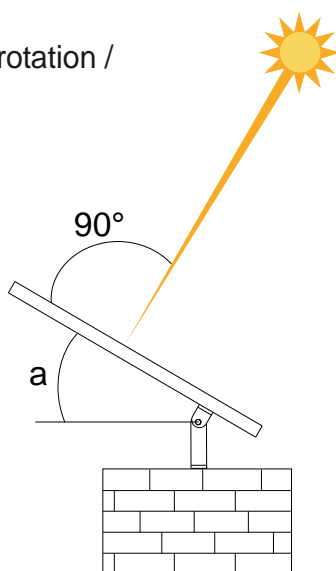


Fig. 6



Città/Cities/Villes/ Ciudades/Städte	$a$
Paris	48°
Bruxelles	50°
London	51°
Washington	46°
Milano	45°
Roma	41°
Madrid	40°
Amsterdam	52°
Berlin	52°

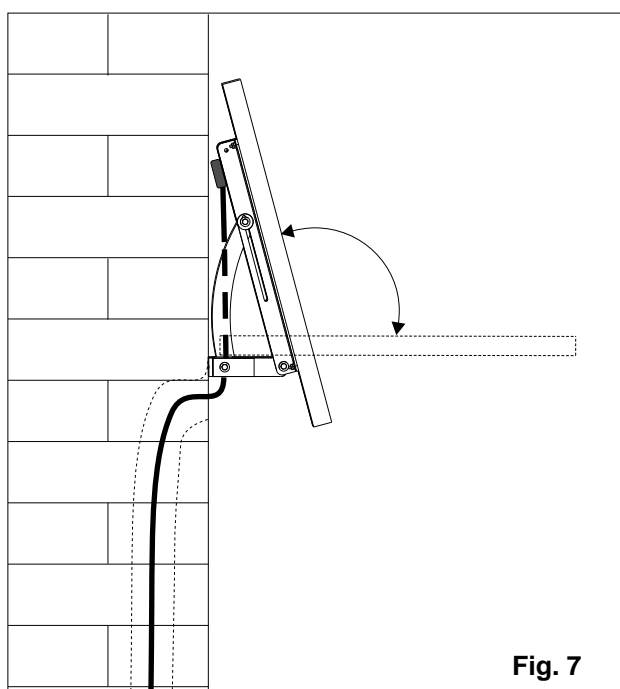


Fig. 7

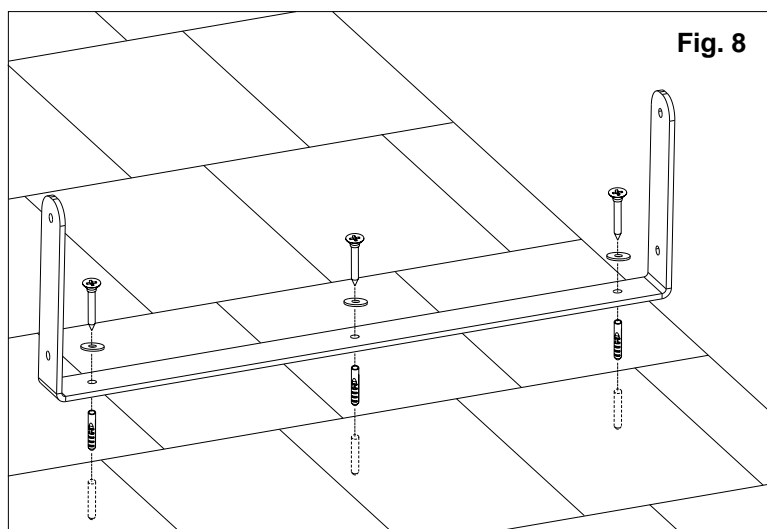



Fig. 8



**CIRCUITO CARICA BATTERIE USER 2 24V / USER 2 24V BATTERY CHARGER CIRCUIT /  
CIRCUIT CHARGEUR DE BATTERIE USER 2 24V / CUADRO CARGABATERIAS USER 2 24V /  
SCHALTUNG BATTERIELADEGERAET USER 2 24V**

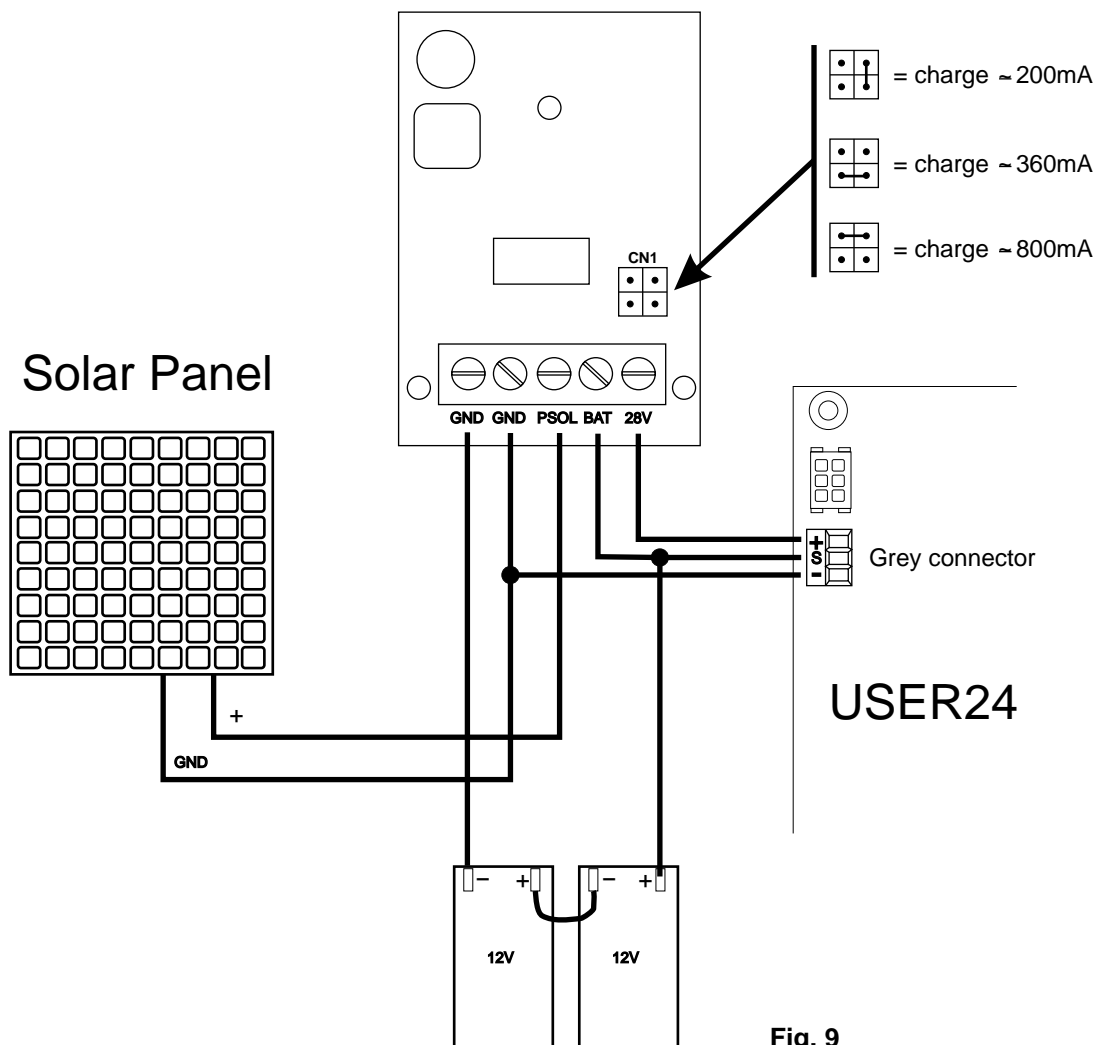


Fig. 9

**Batteries**




**Nota:** Per una durata più lunga della batteria si consiglia di impostare la corrente di carica secondo la seguente tabella:

**Note:** For a longer duration of the battery it is recommended to set the charging current according to the following table:

**Remarque:** Pour une durée plus longue de la batterie il est conseillé d'afficher le courant de la charge selon le tableau suivant:

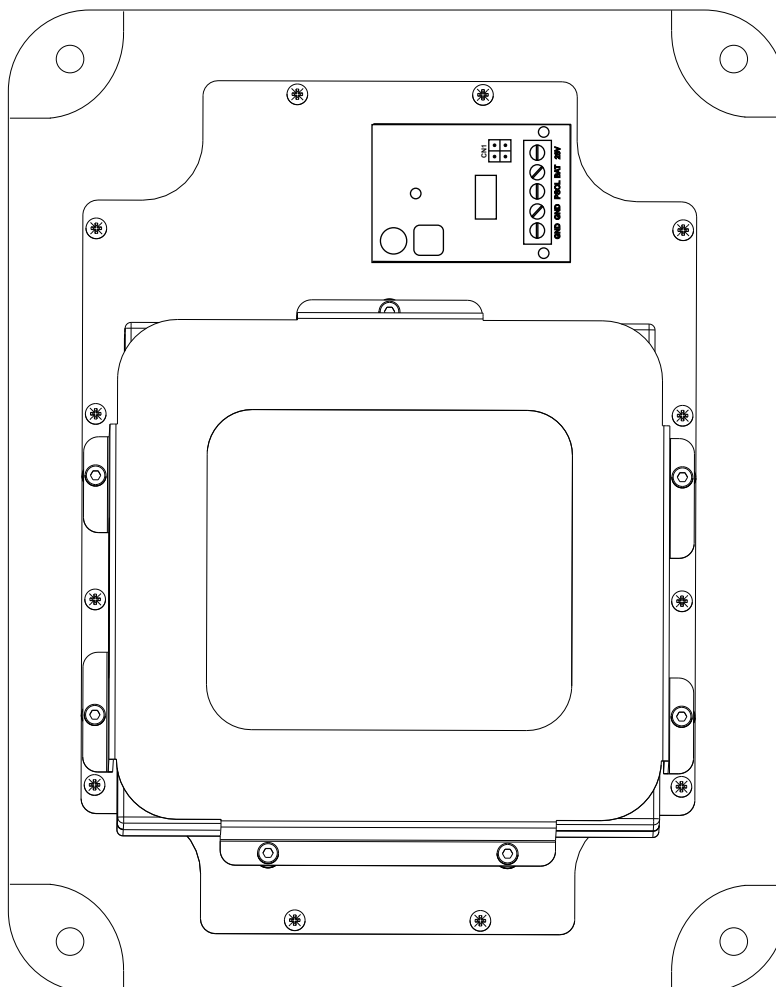
**Nota:** Para una mas larga duración de la batería se aconseja regular la corriente de carga como la siguiente tabla:

**Hinweis:** Für eine längere Lebensdauer der Batterie wird empfohlen den Ladestrom entsprechend der folgenden Tabelle einzustellen:

Corrente di batteria (mA) Battery current (mA) Courant de la batterie (mA) Coriente de batería (mA) Batteriestrom	Batteria (Ah) Battery (Ah) Batterie (Ah) Batería (Ah) Batterie (Ah)
 800	12 o 18
 360	7
 200	2



**CIRCUITO CARICA BATTERIE USER 2 24V / USER 2 24V BATTERY CHARGER CIRCUIT /  
CIRCUIT CHARGEUR DE BATTERIE USER 2 24V / CUADRO CARGABATERIAS USER 2 24V /  
SCHALTUNG BATTERIELADEGERAET USER 2 24V**



**Fig. 10**



**CIRCUITO CARICA BATTERIE GATE 1 24V / GATE 1 24V BATTERY CHARGER CIRCUIT /  
CIRCUIT CHARGEUR DE BATTERIE GATE 1 24V / CUADRO CARGABATERIAS GATE 1 24V /  
SCHALTUNG BATTERIELADEGERAET GATE 1 24V**

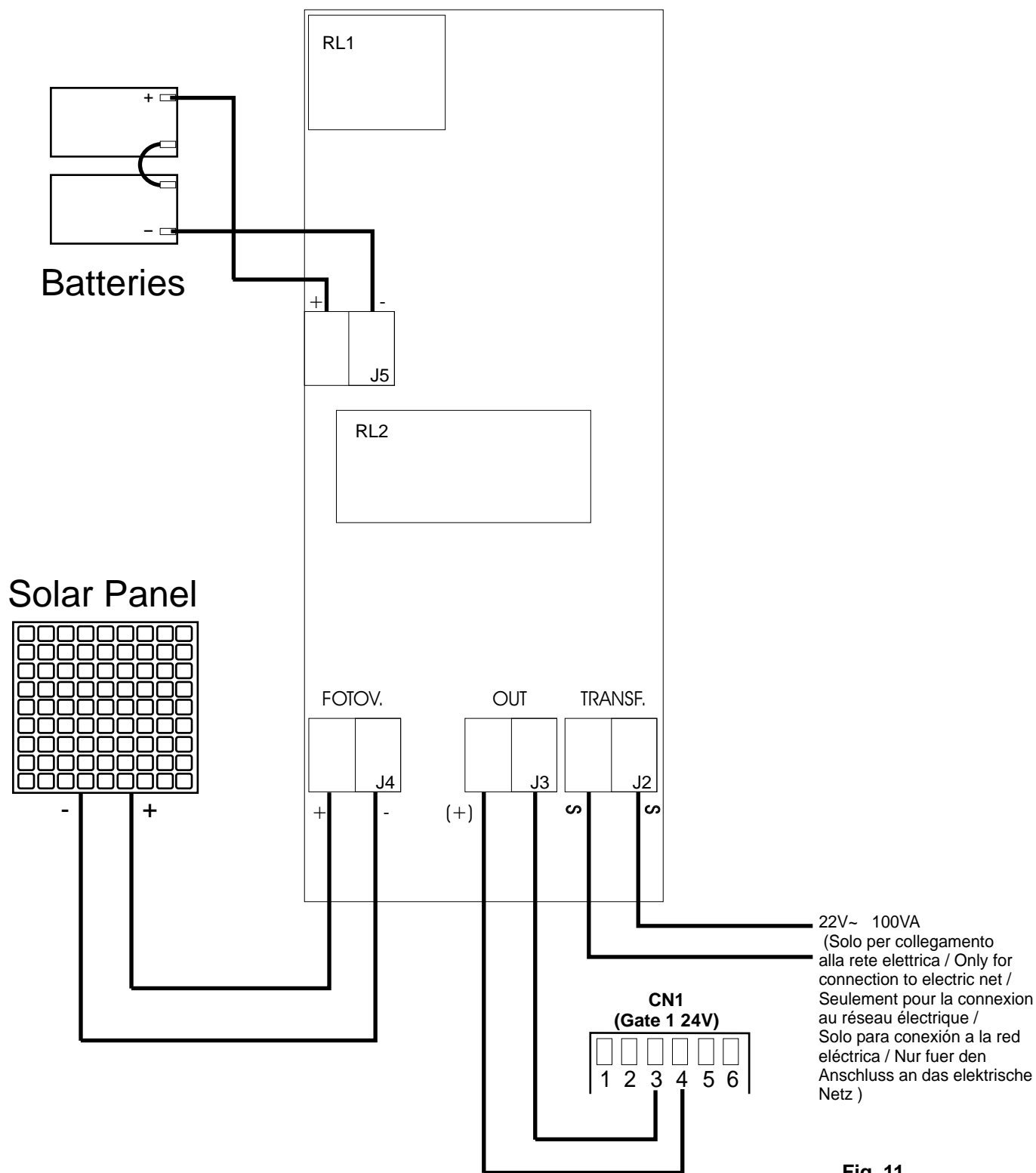
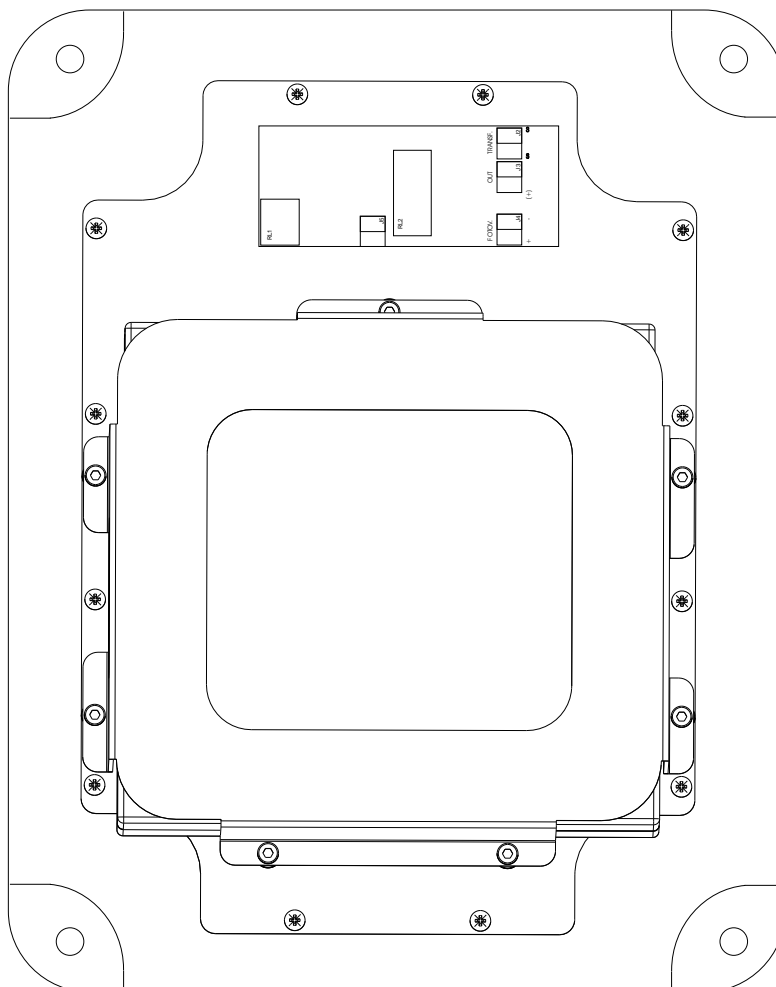


Fig. 11



**CIRCUITO CARICA BATTERIE GATE 1 24V / GATE 1 24V BATTERY CHARGER CIRCUIT /  
CIRCUIT CHARGEUR DE BATTERIE GATE 1 24V / CUADRO CARGABATERIAS GATE 1 24V /  
SCHALTUNG BATTERIELADEGERAET GATE 1 24V**



**Fig. 12**



**MAPPA IRRAGGIAMENTO SOLARE IN EUROPA  
MAP OF SOLAR RADIATION IN EUROPE  
CARTE DE RAYONNEMENT SOLAIRE EN EUROPE  
EL MAPA DE LA RADIACIÓN SOLAR EN EUROPA  
MAPPE DER SONNENEINSTRALUNG IN EUROPA**

**Irradiazione globale  
Global irradiation  
Rayonnement global  
Radiación global  
Globale Strahlung  
(kWh/m<sup>2</sup>)**

**Elettricità solare  
Solar electricity  
Électricité solaire  
Electricidad solar  
Sonnenenergie  
(kWh/kWp)**

